



# Strippit PX

PUNCH, BEND, TAP AND FORM



[www.lvdgroup.com](http://www.lvdgroup.com)

Sheet Metalworking, Our Passion, Your Solution


STRIPPIT PX

# Punch, form, bend and tap on a single machine

The Strippit PX offers the flexibility to punch, form, bend and tap on a single machine. Realize complete multiple processes, including complex, three-dimensional parts. The Strippit PX punch press provides exceptional forming capabilities, all-tool rotation of up to 200 tools, high hit rates, large workpiece handling and is available with automation options.

- Advanced forming and bending
- Large tool capacity
- High-speed operation
- Energy efficient
- Wide clearance and free space around the punch head





# Strippit PX


## MORE THAN JUST A PUNCH PRESS

- **High hit rates** of up to 505 HPM at 1" (25mm) pitch
- **Advanced forming capabilities**, bend flanges up to 3" (75mm) high
- **20 tool stations** accepting tools up to 3.543" (90mm) in diameter, up to 200 tools with use of indexable Multi-Tools
- **20 metric ton (200 kN)** configuration
- **Energy Reduction System (ERS)** reduces energy consumption
- Finished part **accuracy** of +/- 0.004" (0,10mm) with **repeatability** of +/- 0.002" (0,05mm) over the entire table
- T-style **tooling compatible**
- **Programmable and relocatable** work clamps for complete sheet usage
  - **Programmable parts chute**
  - **Smart Stroke** automatically optimizes the ram stroke
  - **Touch-P touchscreen CNC control**
  - Optional offline programming software, **CADMAN® - PX**, with 3D visualization and simulation
  - **Modular automation** options, retrofits are possible

## KEY FEATURES

# Advanced punching & forming

*Advanced punching, forming,  
bending and tapping for  
maximum added value*



*Opti-bend*



*Embossing*

## SINGLE-HEAD, ALL-TOOL ROTATION DESIGN

The Strippit PX features a single-head system that provides the versatility of 20 indexable tool stations up to 3.543" (90mm) in diameter. Set-up and tool change time is minimized thanks to the circular tool magazine and the full rotation capabilities of each station.

## LARGE TOOLING CAPACITY

All stations can be equipped with punching, forming, bending or tapping tools or 5- or 10-station indexable Multi-Tools, providing a capacity of up to 200 tools. Quick change punch and die holders speed tool set-up and changeover.

## OPTI-BEND

Bend small boxes, brackets, knockouts, louvers and countersinks with flange heights up to 3" (75 mm). Parts at any rotational angle on the sheet can be formed, punched, and bent. These capabilities reduce set-up time and part handling.

## OPTI-TAP

An optional fully automatic tapping tool system from Wilson Tool allows tapping in materials up to ¼" (6,35 mm) thick in sizes from M2.5 to M5 and M6 to M10.



## OPTI-MARK


An optional 40 character ID stamping tool from Wilson Tool eliminates secondary parts marking operations and allows complete traceability of parts through the fabrication process. Character set includes alpha-numeric and special characters.

## SCRIBE

An optional diamond-tip scribing tool provides accurate marking capabilities from logos to serial numbers. The scribe tool produces a consistent depth and won't deform the material or mark the underside of the sheet.

## WHEEL

An optional wheel tool provides flexibility through production of embosses, slits, ribs and offsets on a wide range of materials with no burrs or nibble marks.



*Scribing tool*

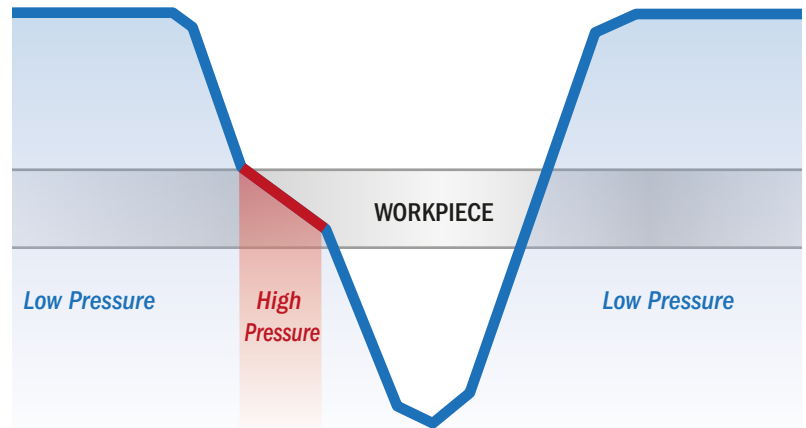


*Tapping tool*

# KEY FEATURES

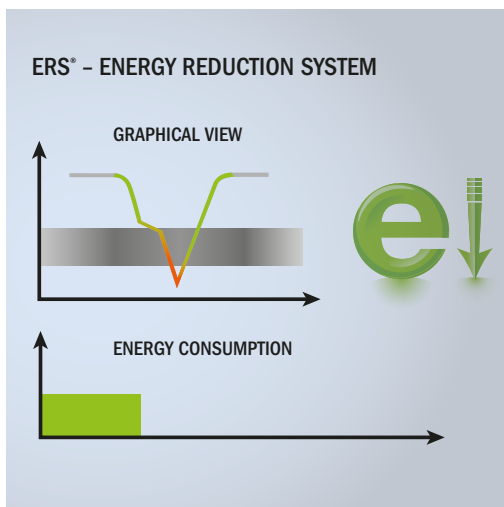
## Optimized operations

*Maximize productivity and reduce energy consumption*



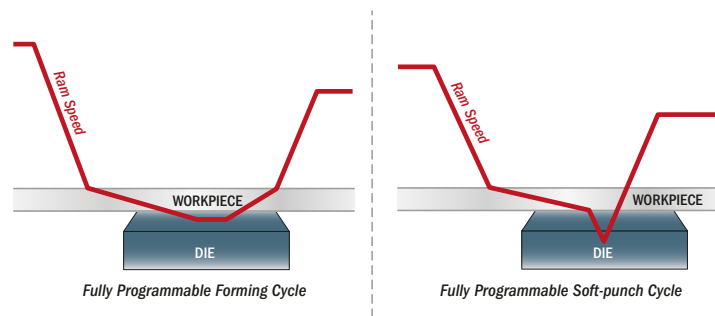
### ENERGY-SAVING PRESS DRIVE

A unique **Hi-Lo pressure system** provides energy efficiency during machine operation. The system recognizes when speed or pressure is required during the punching cycle and adapts automatically. Speed is compensated when only power is required and vice versa, resulting in lower overall energy consumption.



### ERS - ENERGY REDUCTION SYSTEM

The **Energy Reduction System (ERS)** automatically reduces power consumption when the machine is idle. ERS reduces energy consumption by up to 15% compared to previous Strippit hydraulic punch presses.



### PROGRAMMABLE RAM

Strippit PX machines feature a fully programmable ram control system with the full tonnage available over the entire stroke of the ram. The system includes individual fully programmable ram cycle profiles for punching and forming, Wilson “Wheel” tooling, tapping and Quiet Punch to achieve the highest machine productivity possible.



## PROGRAMMABLE AND RELOCATABLE CLAMPS

The Strippit PX features three fully programmable and re-locatable work clamps. Work clamps automatically position and relocate during the program for complete sheet utilization, resulting in material savings. Work clamp movement between jobs and during a punching cycle is defined via the offline software, reducing the set-up time and increasing productivity.

## PARTS CHUTE

A programmable parts removal chute is ideal for offloading small parts. Parts up to 19.7" x 20.7" (500 x 525 mm) are separated from the sheet into a parts bin directly under the machine table or to an optional bin-sort system.

## INTEGRATED FANUC CONTROL AND MOTOR DRIVE PACKAGE

Each Strippit PX is equipped with an integrated Fanuc motor, drive and control package. The PC-based control allows the machine operator to edit, input or output programs during machine operation. The Strippit PX features direct-drive AC servo motors for fast acceleration and dynamic operation.

## CADMAN OFFLINE SOFTWARE

LVD's optional CADMAN® software package offers the ideal solution to quickly prepare and execute offline programs, including Punch-Bend programs.



## KEY FEATURES

# Automation

*Enabling automated production  
from stored raw material to  
stacked finished part*

## FLEXIBLE AUTOMATION (FA-P)

The FA-P load/unload automation system with part picking and stacking eliminates all manual sheet handling. Featuring automatic load/unload and part picking functions designed with today's high speed punching capabilities in mind.

The FA-P can run in a complete "lights out" manufacturing environment.



*Flexible Punching (FA-P) system*



## COMPACT TOWER (CT-P)

A Compact Tower (CT-P) with 6 or 10 pallets provides full capabilities for loading, unloading, and storage of raw materials, skeleton and finished parts, enabling automated production from stored raw material to stacked finished parts. By loading the sheets from the warehouse and storing the skeleton/finished parts back into the warehouse the CT-P system creates a productive, flexible manufacturing cell capable of operating 24/7. The system handles sheets with material thicknesses up to 0.140" (3,5 mm) with a load/unload pallet storage capacity of 6,600 lbs (3000 kg). Pallet construction is designed for compact set up and convenient forklift manipulation.

## AUTOMATIC LOAD/ UNLOAD (PA)

An automated load/unload system reduces manual worksheet handling by up to 80% and provides efficient processing of materials up to 0.140" (3,5 mm). The compact, space-saving design loads and unloads material from the same side of the machine.



## KEY AUTOMATION BENEFITS

- Maximize productivity and reduce downtime
- Continuous production
- Fully automatic loading and unloading during production cycle
- Safe, efficient handling of workpieces
- High flexibility to process a variety of material types and thicknesses



*Compact Tower (CT-P)*



*Automatic Load/Unload (PA)*

# Service, our expertise

One size doesn't fit all. With LVD customer service, we find a service solution that fits you. Our wide variety of service options is backed up by our team of well-trained service staff able to offer worldwide assistance LVD Strippit Customer Service, at a glance:

- **Worldwide coverage**, active in more than 45 countries
- **More than 180 skilled field service engineers** worldwide
- **Over 5500 hours** of training every year by field service engineers
- **More than 40,000 machines installed**
- **Minimize unplanned downtime** through preventative maintenance
- **Comprehensive training** for your products and software
- Fast supply of **original spare parts**

Contact LVD for information on service, training, maintenance contracts, software updates, spare parts and more.



# Strippit PX Specifications

## PUNCHING SPECIFICATIONS

|   | STRIPPIT PX-1225                                    | STRIPPIT PX-1530                                    |
|---|---|---|
| Nominal workpiece size without repositioning  | 98.42" x 49.21" (1250x2500mm)                       | 120.0" x 60.0" (1524x3048mm)                        |
| Maximal workpiece size with 1 repositioning   | 143.7" x 49.21" (1250x4000mm)                       | 143.7" x 60.0" (1524x5000mm)                        |
| X-axis travel   | 98.42" (2500mm)                                     | 120" (3048mm)                                       |
| Y-axis travel   | 49.21" (1250mm)                                     | 62.64" (1524mm)                                     |
| Maximum material thickness  | 0.25" (6,35mm)                                      | 0.25" (6,35mm)                                      |
| Max. sheet weight on table  | 330lbs (150kg)                                      | 330lbs (150kg)                                      |
| Tonnage   | 20 metric (200KN)                                   | 20 metric (200KN)                                   |
| Tool change time  | 1 to 5 sec.   | 1 to 5 sec.   |
| Combined positioning speed X-Y  | 6338 in/min. (161m/min.)                            | 5118 in/min (130m/min.)                             |
| Hitrates on 1" (25mm) centers (0.078" (2mm) working stroke - 0.156" (4mm) total stroke)           | 505HPM  | 505HPM  |
| Hitrates in nibbling 0.039" (1mm) pitch (0.078" (2mm) working stroke - 0.156" (4mm) total stroke) | 910HPM  | 910HPM  |
| Hitrates in marking   | 1650HPM   | 1650HPM   |
| Maximum feed clearance  | 3.150" (80mm)                                       | 3.150" (80mm)                                       |
| Repetitive accuracy per meter   | ± 0.002" (± 0.03mm)                                 | ± 0.002" (± 0.03mm)                                 |
| Positioning accuracy per meter  | ± 0.004" (± 0.10mm)                                 | ± 0.004" (± 0.10mm)                                 |
| Tooling style   | T-style   | T-style   |
| Number of tool positions in magazine  | 20 pcs  | 20 pcs  |
| Number of indexable tool positions  | 20 pcs  | 20 pcs  |
| Max. number of tools using indexable multitool  | 200 pcs   | 200 pcs   |
| Max. tool diameter  | 3,543" (90mm)                                       | 3,543" (90mm)                                       |
| Number of sheet clamps  | 3CNC relocatable with Part pullout sensing          | 3CNC relocatable with Part pullout sensing          |
|   | 82.67" (2100mm)                                     | 86.61" (2200mm)                                     |
|   | Standard  | Standard  |
|   | Standard  | Standard  |
|   | Optional  | Optional  |
| Max clamp spread  | 19.7" x 20.7" (500x525mm)                           | 19.7" x 20.7" (500x525mm)                           |
| Wheel tool capacity   | 0,9KW   | 0,9KW   |
| Indexable Multitool capacity  | 6,7 KW  | 6,7 KW  |
| Tapping tool capacity   | 6.1 SCFM/0.9 CFM at 90 PSI (1,5Nm <sup>3</sup> /hr) | 6.1 SCFM/0.9 CFM at 90 PSI (1,5Nm <sup>3</sup> /hr) |
| Work chute  |   |   |
| Average power consumption in idle run   |   |   |
| Average power consumption in working  |   |   |
| Compressed air consumption  |   |   |
| Machine dimensions (excluding light guards and conveyors)   |   |   |
| Length  | 200" (5083mm)                                       | 243" (6180mm)                                       |
| Width   | 215" (5465mm)                                       | 236" (6009mm)                                       |
| Height  | 98" (2492mm)  | 100" (2546mm)                                       |
| Weight  | 35,495 lbs (16.100kg)                               | 38,735 lbs (17.570kg)                               |

## AUTOMATION ON PX

|  | COMPACT TOWER<br>CT-P1225                     | COMPACT TOWER<br>CT-P1530                     | PA-1225                                      |
|--|---|---|--|
| Max. sheet dimensions  | 49.2" x 98.4" x 0.140"<br>(1250x2500x3,5mm)   | 60" x 120" x 0.140"<br>(1524x3048x3,5mm)      | 49.2" x 98.4" x 0.140"<br>(1250x2500x3,5mm)  |
| Min. Sheet dimensions  | 39.37" x 39.37" x 0.020"<br>(1000x1000x0,5mm) | 39.37" x 39.37" x 0.020"<br>(1000x1000x0,5mm) | 19.69" x 39.37" x 0.020"<br>(500x1000x0,5mm) |
| Max. weight on each pallet                                   | 4850 lbs (2200kg)                             | 6613 lbs (3000kg)                             | 5510 lbs (2500kg)                            |
| Max. height on each pallet including skid                    | 9.440" (240mm)                                | 9.440" (240mm)                                | 12.20" (310mm)                               |
| Footprint (LxW) including machine and conveyors according CE | 440.86" x 392.24"<br>(11198x9963mm)           | 515.35" x 419.29"<br>(13090x10650mm)          | 470" x 332.68" x 98"<br>(11940x8450mm)       |
| Height of the system   |   |   | 98.11" (2492mm)                              |
| CTP 6 pallets  | 170.50" (4330mm)                              | 170.50" (4330mm)                              |  |
| CTP 10 pallets   | 230" (5830mm)                                 | 230" (5845mm)                                 |  |

## HEADQUARTERS

### **LVD North America**

12975 Clarence Center Rd.  
AKRON NY 14001  
UNITED STATES  
Tel. +1 716 542 4511  
Fax +1 716 542 5957

E-mail: [marketing.us@lvdgroup.com](mailto:marketing.us@lvdgroup.com)

*LVD North America is the trade name  
of the Sales & Service division of Strippit, Inc.*

### **LVD Company nv**

Nijverheidslaan 2  
B-8560 GULLEGEM  
BELGIUM

Tel. +32 56 43 05 11

Fax +32 56 43 25 00

E-mail: [marketing@lvdgroup.com](mailto:marketing@lvdgroup.com)

## JOINT VENTURES

### **LVD CNC Technology (Huangshi) Co., Ltd.**

Huangshi City, China

### **LVD Strippit Mexico**

Querétaro, Mexico

### **LVD Vietnam**

Ho Chi Minh City, Vietnam

## SUBSIDIARIES

### **LVD BeNeLux nv**

Gullegem, Belgium

### **LVD America Latina**

Joinville, Brazil

### **LVD GmbH**

Lahr, Germany

### **LVD Italia s.r.l.**

Parma, Italy

### **LVD Korea Ltd.**

Inchon City, Korea

### **LVD Malaysia Sdn Bhd**

Shah Alam, Malaysia

### **LVD Scandinavia AS**

Oslo, Norway

### **LVD Polska Sp. z.o.o.**

Kedzierzyn-Kozle, Poland

### **LVD UK Ltd.**

Oxfordshire, United Kingdom

### **LVD S2/S3 s.r.o.**

Tornala, Slovakia

### **LVD s.a.**

Raismes, France

### **LVD-Strippit India Pvt. Ltd.**

Bangalore, India

### **LVD Scandinavia AB**

Gothenburg, Sweden

### **LVD Thailand Ltd.**

Bangkok, Thailand

### **LVD Center P.T.**

Jakarta, Indonesia



In other countries LVD products are distributed by agents. For full address details of your local subsidiary or agent, please visit our website: [www.lvdgroup.com](http://www.lvdgroup.com)