

STRIPPIT E SERIES

EFFICIENT, RELIABLE PUNCHING



LVDGROUP.COM



SERVO-ELECTRIC PUNCH PRESS

Strippit E Series servo-electric drive punch presses are energy efficient, highly reliable and provide exceptional repeatable accuracy for forming and wheel tool operations – built on the proven Strippit design.

ADVANCED PRESS DRIVE

An advanced servo-electric press drive is energy efficient, economical to operate, and more environmentally-friendly than hydraulic systems.



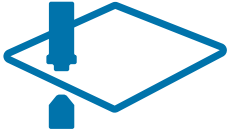
SIMPLE, RELIABLE DESIGN

The streamlined press drive system uses a minimum of components. This helps keep machine reliability and uptime high, and maintenance costs to a minimum.

LARGE CAPACITY TURRET

A 47-station turret features three 3.5" (88.9 mm) auto-indexable stations for tremendous tool-carrying capacity and flexibility.





HEAVY-DUTY PUNCHING

The Strippit E Series punch press efficiently handles thicker materials with a punching force of 20 metric tons.



ENHANCED FORMING

The servo-electric punch press excels at forming. Precise control over the ram delivers consistently accurate results for knockouts, wheel tool and forming operations.



HEAVY-DUTY FRAME

Engineered for superior accuracy and long production life, the Strippit E machine is built on a heavy-duty closed-welded, stress-relieved frame for maximum stability.



USER-FRIENDLY TOUCH CONTROL

The Touch-P 19" touch screen control is easy to operate and allows the adjustment of individual parameters.

SMART CLAMPING

Smart Clamp, a standard feature, automatically detects exact clamp locations to provide the smallest possible no-punch zones.

HIGHLIGHTS



Elimination of mechanical drive components such as gearboxes makes the electric press easier to maintain.

ENERGY EFFICIENT

The servo-electrically driven Strippit E machine offers high energy efficiency for economical operation. Power requirement is just 20 kVA.



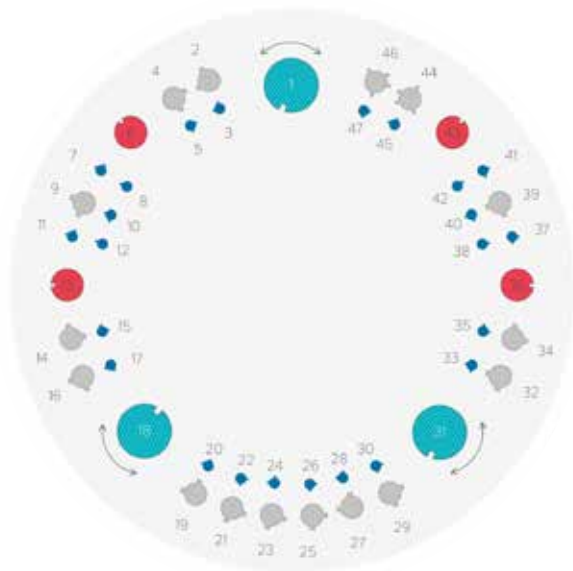
MODERN PRESS DRIVE

The modern press drive is a simple, streamlined design that uses significantly fewer components than hydraulic punching machines and even fewer parts than most comparable electric punch presses. The simple design keeps operation and maintenance costs low and helps ensure reliable performance.

The electric drive also makes the Strippit E punch press quiet to operate. The Strippit E punch press is 15% quieter than a hydraulic machine.

VERSATILE TURRET

A 47-station turret provides a versatile mix of stations that accept shaped punches and dies, indexable Multi-Tool, tapping, and wheel tools. A full .984" (25 mm) feed clearance between the upper and lower turret allows for higher forms such as lances, louvers, embossments or card guides. Precise programmable ram control produces an exceptionally accurate formed part.



■	A station - 0.5" (12.7mm)
■	B station - 1.25" (31.7mm)
■	C station - 2.0" (50.8mm)
■	D station - 3.5" (88.9mm)

EASY SETUP & CHANGEOVER

Strippit E machines offer the easiest tool changeover in the industry. Quick-change die holders reduce setup time. Tooling changeover is fast and simple.



PROGRAMMABLE CLAMPS

Automating work clamp movement reduces setup time and increases productivity. Programmable and relocatable work clamps with sheet pull out sensors are a standard feature of the Strippit E-1530 and are offered as an option for the Strippit E-1225.

HIGHLIGHTS

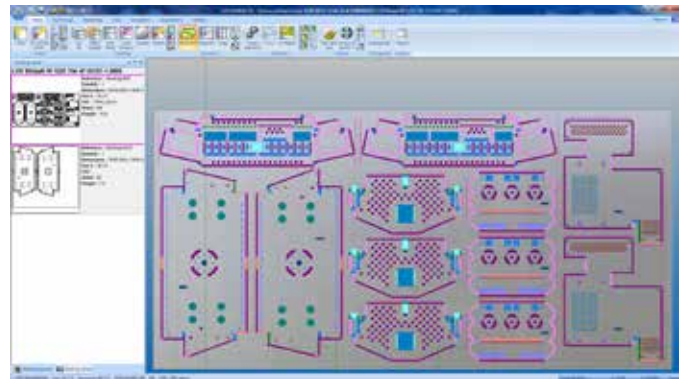


TOUCH-SCREEN CONTROL

Strippit E machines feature the latest generation of LVD's 19" icon-driven touch control, Touch-P. Touch controls dramatically reduce the learning curve for operators at all skill levels by providing an easy to use interface for even the most complex applications. As a result, machine setup is fast and uncomplicated.

The user-friendly Touch controller is featured across the product family, which makes operating LVD punch presses easy and efficient.

Exclusive Touch controller and CADMAN software maximize productivity by making part programming, machine setup and operation as easy as possible.



CADMAN® SOFTWARE

Optional CADMAN-P software offers the ideal solution to quickly prepare and execute offline programs and integrate production processes for greater productivity.

CADMAN-P offers many automated functions, including punch sequencing macros, automatic tool selection, clamp positioning and others.

AUTOMATION

For maximum productivity, Strippit E Series punch presses can be integrated with modular automation options.

AUTO LOAD/UNLOAD

An automatic PA load/unload system reduces manual worksheet handling time by as much as 80% and provides fast, efficient processing of materials up to 0.137" (3.5 mm).

More compact than comparable units, the system features a full brush table configuration to reduce part scratching. The brush table and hydraulic lift table work in conjunction to efficiently handle delicate part nests. A space-saving design loads and unloads material from the same side of the punch press. The automatic load/unload system accommodates sheets up to 60" x 120" (1524 mm x 3048 mm).



COMPACT TOWER (CT-P)

The Compact Tower (CT-P) system creates a productive, flexible manufacturing cell capable of operating "lights out." The tower system, working in concert with the material handling unit, provides full capabilities for loading and unloading, and includes a 6- or

10-pallet shelving unit for storing raw material and finished parts. The system handles 60" x 120" (1525 x 3050 mm) x 0.137" (3.5 mm) sheets with a pallet storage capacity of 6,600 pounds.



SPECIFICATIONS

STRIPPIT E SERIES

MACHINE SPECIFICATIONS	E-1225	E-1530
Max. punching capacity	20 metric tons	20 metric tons
Max. material thickness	0.250" (6.35 mm)	0.250" (6.35 mm)
Punching accuracy	± .004" (0.1 mm)	± .004" (0.1 mm)
Repetitive accuracy	± .002" (0.05 mm)	± .002" (0.05 mm)
MAX. HIT RATE AT 2 MM WORKING STROKE (1)		
0.039" (1,0 mm) pitch	up to 500 HPM	up to 500 HPM
1.00" (25,4 mm) pitch	up to 350 HPM	up to 350 HPM
Marking	up to 800 HPM	up to 800 HPM
Feed clearance	.984" (25 mm)	.984" (25 mm)
Nominal worksheet size	49.2" x 98.4" (1250 x 2500 mm)	60" x 120" (1524 x 3048 mm)
TABLE TYPE CAPACITIES		
Brush table	up to 198 lbs. at 100% up to 330 lbs. at 25%	up to 198 lbs. at 100% up to 330 lbs. at 25%
Work clamps	2 manual clamps standard, optional 3rd clamp; optional 3 CNC relocatable clamps with part pull out sensor	3 CNC relocatable clamps with part pull out sensor
TURRET		
Turret configuration	47 stations	47 stations
Auto-index stations	3 'D' - 3.5" (88.9 mm)	3 'D' - 3.5" (88.9 mm)
Max. tool capacity (2)	68	68
Wheel Tool capacity	x	x
Tapping Tool capacity	x	x
Indexable Multi-Tool capacity	x	x
Angular positioning accuracy	± 0.05 degrees	± 0.05 degrees
Controller	Touch-P	Touch-P
Combined positioning speed X-Y	128 m/minute	110 m/minute
Tool change time	0.9 sec.	0.9 sec.
ELECTRICAL POWER CONSUMPTION		
Average power consumption	5.5 kW	5.5 kW
Idle power consumption	0.9 kW	0.9 kW
AUTOMATION OPTIONS		
E-1225 AND E-1530	PA AUTO LOAD STRIPPIT PA 1225 STRIPPIT PA 1530	COMPACT TOWER (CT-P) CT-P 6 pallets CT-P 10 pallets
Max. sheet capacity	49.2" x 98.4" (1250 mm x 2500mm) 60" x 120" (1524 mm x 3048 mm)	49.2" x 98.4" (1250 mm x 2500mm) 60" x 120" (1524 mm x 3048 mm)
Min. sheet dimensions	49.2" x 39.3" (1250 mm x 1000 mm)	39.3" x 39.3" (1000 mm x 1000 mm)
Load/unload cycle time	53 seconds 63 seconds	53 seconds 63 seconds

(1) material thickness + tip recess + die penetration (2) with Multi-Tool Specifications subject to change without prior notice

LVD North America,
12975 Clarence Center Rd., AKRON NY 14001, UNITED STATES
Tel. +1 716 542 4511 - marketing.us@lvdgroup.com - www.lvdgroup.com

LVD North America is the trade name of the Sales & Service division of Stripit, Inc.

